

How to create your JustGiving page

Step 1: Accessing the 150th Fundraising Challenge page

Go to the Mothers' Union 150th Fundraising Challenge parent page, at:

<https://www.justgiving.com/campaign/150th-fundraising-challenge>

Press the orange 'Start Fundraising' button on the right hand side of the page.

The screenshot shows the JustGiving website interface for the Mothers' Union 150th Fundraising Challenge. At the top, the JustGiving logo is on the left, and navigation links for 'Menu', 'Start Fundraising', 'Search', 'Log in', and 'Sign up' are on the right. The main heading is 'Mothers' Union 150th Fundraising Challenge'. Below this is a collage of photos showing people at various events. A large graphic reads '150 YEARS OF Mothers' UNION Join us, Join in'. To the right, a progress bar shows '0%' raised of a '£150,000 target'. Below the progress bar are 'Give Now' and 'Share' buttons. Further down, there is a 'Be a fundraiser' section with a 'Start fundraising' button. At the bottom, there is a 'Story' section with a paragraph of text and a 'Mothers' Union' profile card showing the RCN number 240531 and the website www.mothersunion.org.

JustGiving Menu Start Fundraising Search Log in Sign up

Mothers' Union 150th Fundraising Challenge

0% £0 raised of £150,000 target

Give Now

Share

Be a fundraiser

Create your own fundraising page and help support this cause.

Start fundraising

Campaign by Mothers' Union

This year, the 150th anniversary of Mothers' Union, we're asking you to fundraise and donate to support our work! If you are fundraising for us through JustGiving, we encourage you to link your challenge to this page, so we can celebrate together.

Story

For 150 years, Mothers' Union has stood beside women and families facing poverty, isolation...

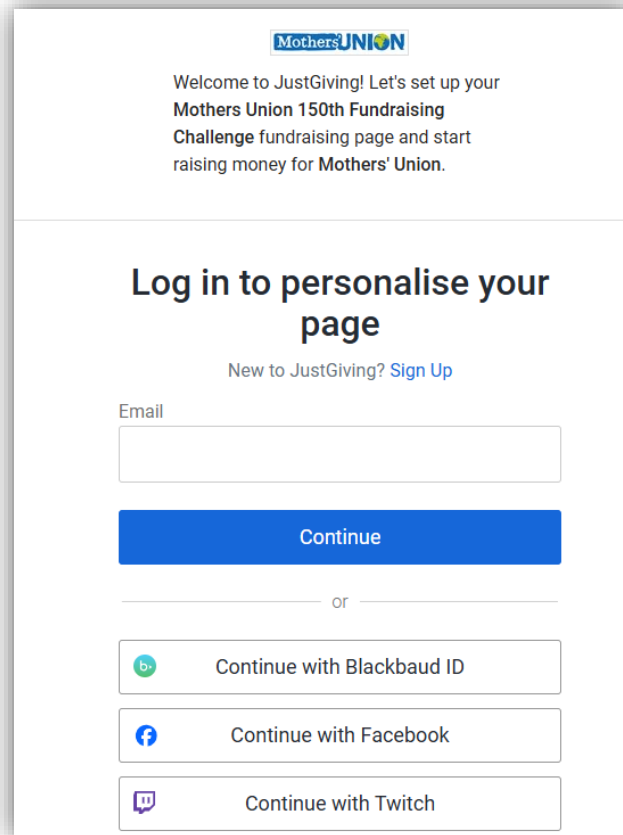
Mothers' Union RCN 240531 www.mothersunion.org

We are a movement of over 4 million members across 82 countries. Founded nearly 150 years ago, Mothers'

Step 2: Signing in

If you already have an account with JustGiving, sign in using your email address and password here, and **skip to Step 3**.

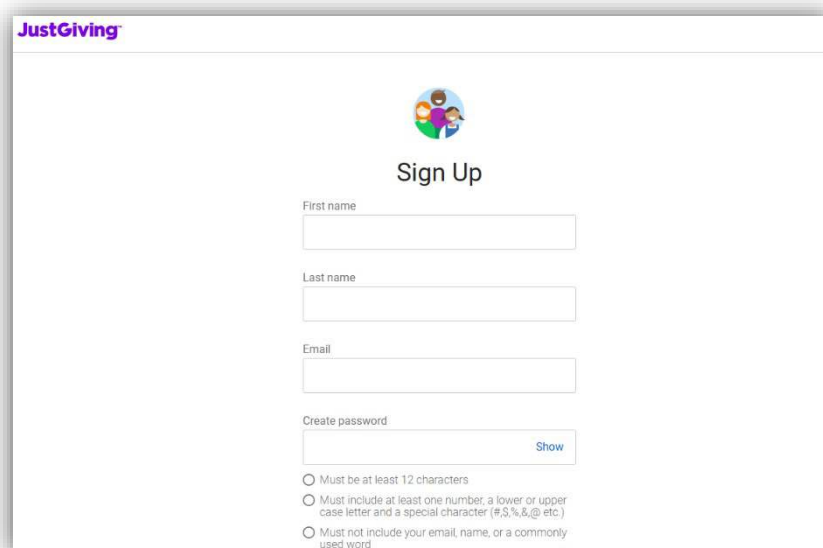
If you need to create an account, press the blue 'Sign Up' link on this page.



The screenshot shows the login page for Mothers Union 150th Fundraising Challenge. At the top, it says "Welcome to JustGiving! Let's set up your Mothers Union 150th Fundraising Challenge fundraising page and start raising money for Mothers' Union." Below this is a heading "Log in to personalise your page" and a link "New to JustGiving? Sign Up". There is an "Email" input field, a blue "Continue" button, and three social login options: "Continue with Blackbaud ID", "Continue with Facebook", and "Continue with Twitch".

Enter your name and email address, along with a new password, in the fields below.

Once you have done this, press the blue 'Sign Up' button at the bottom of the page.

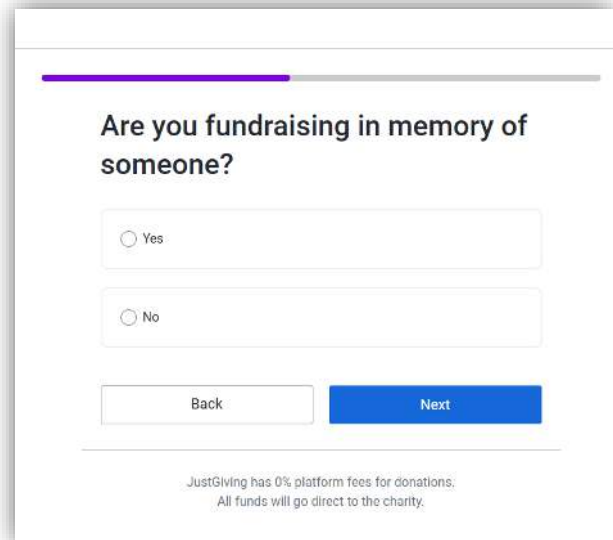


The screenshot shows the sign up page for JustGiving. It features a "JustGiving" logo at the top left and a "Sign Up" heading with a profile icon. Below the heading are four input fields: "First name", "Last name", "Email", and "Create password". The "Create password" field has a "Show" button. At the bottom, there are three radio button options for password requirements: "Must be at least 12 characters", "Must include at least one number, a lower or upper case letter and a special character (#, \$, %, &, @ etc.)", and "Must not include your email, name, or a commonly used word".

Step 3: Beginning to create your page

The first page will ask you if you're fundraising in memory of someone.

Please select 'No' and press 'Next'



Are you fundraising in memory of someone?

Yes

No

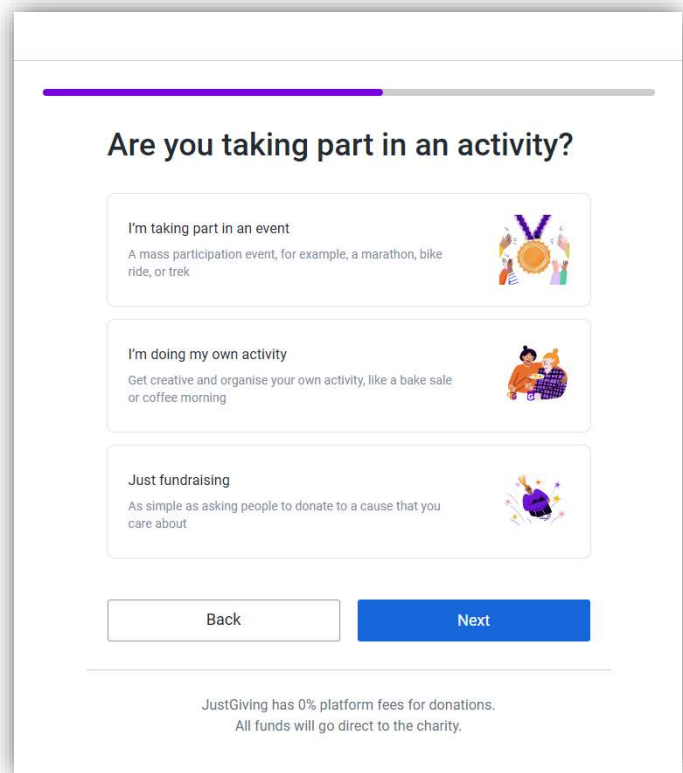
Back Next

JustGiving has 0% platform fees for donations.
All funds will go direct to the charity.

The next page will ask whether you're taking part in an activity. Please select the option that most suits your chosen fundraising activity.

If you're doing any kind of sponsored challenge (a walk, an abseil, crocheting the longest scarf!), or if you're staging any kind of event in your church or community (a bake sale, a coffee morning, a teddy bear's picnic), read more about how to make that page in **Step 4**.

If you would just like to give people in your branch/diocese the opportunity to donate towards the general 150th Anniversary fund, please skip to **Step 5**.



Are you taking part in an activity?

I'm taking part in an event
A mass participation event, for example, a marathon, bike ride, or trek

I'm doing my own activity
Get creative and organise your own activity, like a bake sale or coffee morning

Just fundraising
As simple as asking people to donate to a cause that you care about

Back Next

JustGiving has 0% platform fees for donations.
All funds will go direct to the charity.

Step 4: Building your page for a fundraising event or challenge

Click the 'I'm doing my own activity' button. This will take you to a form where you can give your event a title (and a date, if applicable).

Press 'Next'.

You can choose to set a fundraising target for your event. For instance, if you've applied for seed funding from MSH, you may wish to set your fundraising target to £1,500.

Setting a target is optional, and can often motivate people to give. Even if the target is exceeded, supporters love to see the total amount raised climb and climb!

Press 'Next'. You will now be given the opportunity to personalise your fundraising page.

Make sure to give your fundraising page a catchy title that clearly explains what you're doing. Telling a great story encourages supporters to give! The box will be pre-filled with some Mothers' Union text. You're welcome to use this text, adapt it yourself, or to write something from scratch. You can even add pictures to your page, to bring your story to life.

If you would like support or advice for how to make your fundraising page stand out, please email Jonnie at fundraising@mothersunion.org

Tell us more about your activity

Type of activity
e.g. Personal run / marathon

Looking for a mass participation event?
[Switch to taking part in an event](#)

Activity details
Bake sale

Date of activity (optional)
30 May 2023

[Back](#) [Next](#)

JustGiving has 0% platform fees for donations. All funds will go direct to the charity.

How much would you like to raise?

Targets help to set the scene for donors, maximising funds for your selected charity

£ 1500 GBP

£500 £1,000 Most popular £1,500 No target

Don't worry, if your target isn't reached, all funds raised will still be sent to your chosen charity.

[Back](#) [Next](#)

JustGiving has 0% platform fees for donations. All funds will go direct to the charity.

Personalise your page

A great story will help to engage potential supporters. Not ready? [Skip and add later](#)

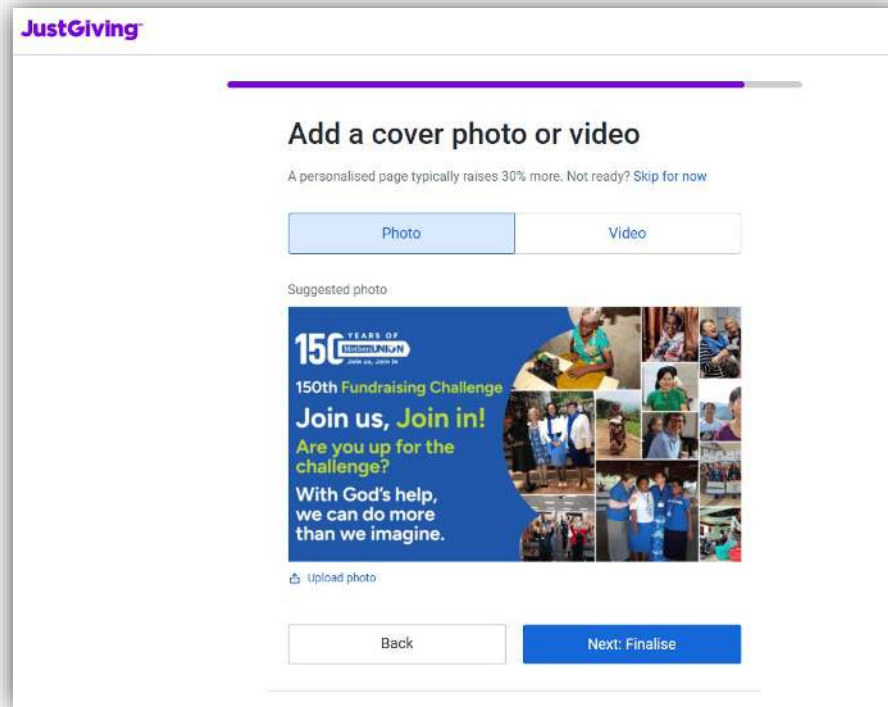
Page title
Test's fundraiser for Mothers' Union

Why are you raising money?
For 150 years, Mothers' Union has stood beside women and families facing poverty, violence, and injustice.
Donations to the 150th National Challenge will support Mothers' Union's charitable work in Britain and Ireland, and overseas, through trusted local partners and members.
This Fundraising Challenge is a huge collective effort, with challenges taking place all over Britain & Ireland, and around the world.

[Enhance my story](#)

Customise your web URL
test-test-1

Next, you can choose a cover photo for your fundraising page, which will sit at the top of the page when it's published. You can include your own picture, or proceed with the cover photo JustGiving will provide you (pictured below):



Then, press the 'Next: Finalise' button to review your page, and press 'Launch my page' to make your page live!

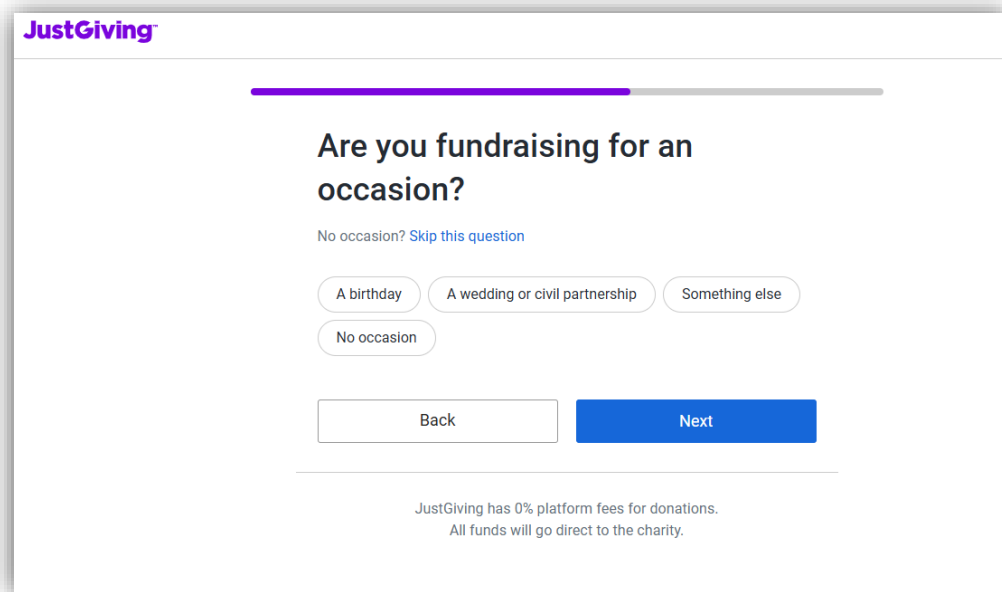
If you're unhappy with how anything on your page looks/reads, you can go back and edit it later. You can do so by pressing "Manage page," and then clicking the "Edit page" option on the left-hand side of the screen.

Step 5: Creating a general fundraising page

NjBj.(please.disregard.if.you've.completed.Step.0?and.skip.to.Step.2)

If you would just like to give people in your branch/diocese the opportunity to donate towards the general 150th Anniversary fund, please press the 'Just fundraising' button.

You will be asked if you're fundraising for an occasion. Please press the blue highlighted text that reads 'Skip this question'.

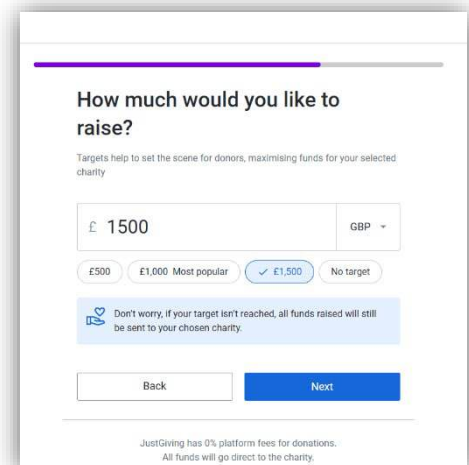


The screenshot shows the JustGiving interface for setting a fundraising occasion. At the top left is the JustGiving logo. Below it is a progress bar. The main heading is "Are you fundraising for an occasion?". Below the heading is a link: "No occasion? Skip this question". There are four radio button options: "A birthday", "A wedding or civil partnership", "Something else", and "No occasion". The "No occasion" option is selected. At the bottom are two buttons: "Back" and "Next". Below the buttons is a note: "JustGiving has 0% platform fees for donations. All funds will go direct to the charity."

You can choose to set a fundraising target for your event. For instance, if you've applied for seed funding from MSH, you may wish to set your fundraising target at £1,500.

Setting a target is optional, and can often motivate people to give – even if the target is exceeded, supporters love to see the total amount raised climb and climb!

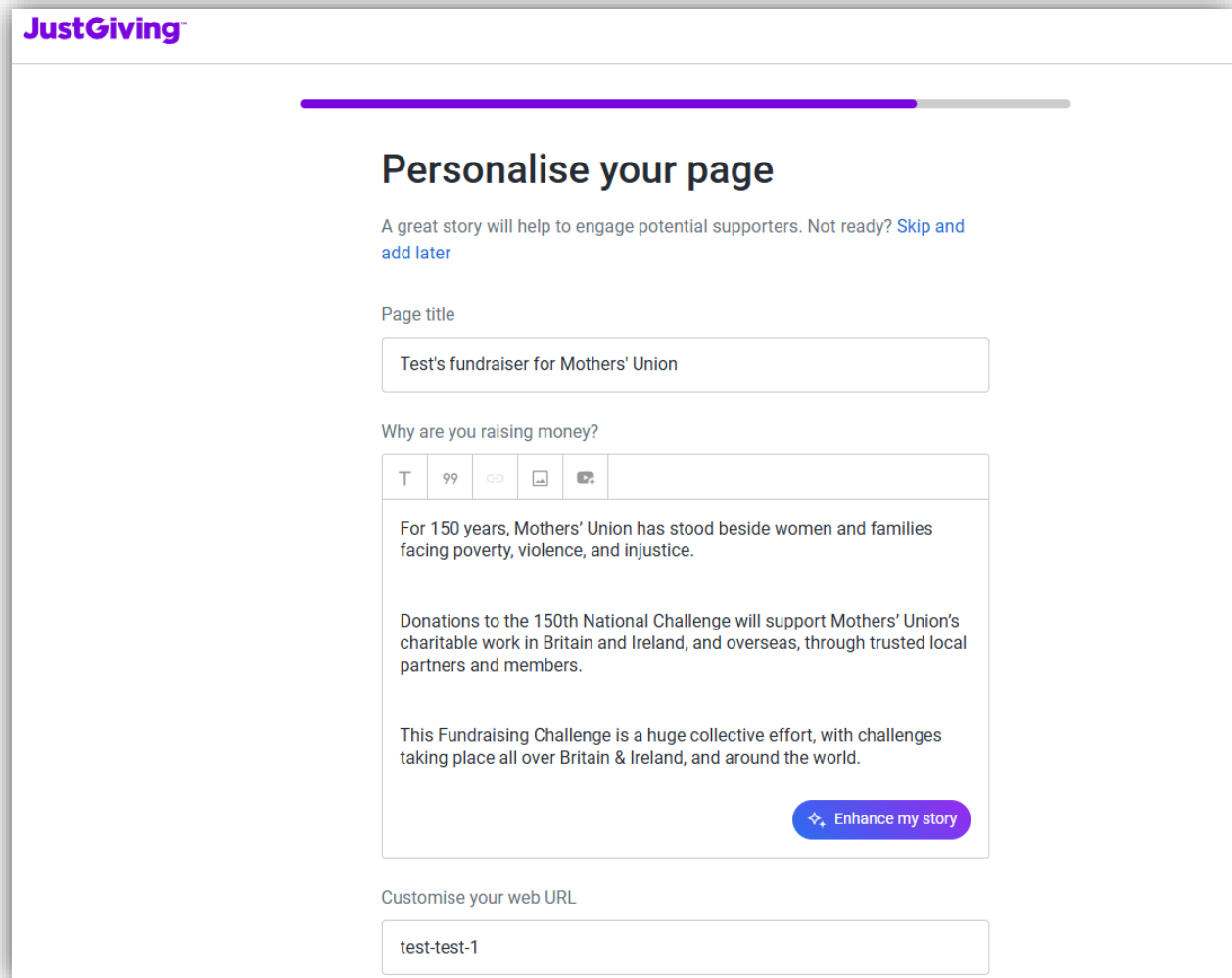
Press 'Next'. You will now be given the opportunity to personalise your fundraising page.



The screenshot shows the JustGiving interface for setting a fundraising target. At the top left is the JustGiving logo. Below it is a progress bar. The main heading is "How much would you like to raise?". Below the heading is a note: "Targets help to set the scene for donors, maximising funds for your selected charity". There is a text input field with "£ 1500" and a dropdown menu with "GBP". Below the input field are four radio button options: "£500", "£1,000 Most popular", "£1,500", and "No target". The "£1,500" option is selected. Below the options is a blue box with a heart icon and text: "Don't worry, if your target isn't reached, all funds raised will still be sent to your chosen charity." At the bottom are two buttons: "Back" and "Next". Below the buttons is a note: "JustGiving has 0% platform fees for donations. All funds will go direct to the charity."

Telling a great story encourages supporters to give! Make it short, personal, and give the page a compelling title that will encourage supporters to read more about Mothers' Union and donate. You're welcome to use this text, adapt it yourself, or to write something from scratch. You can even add pictures to your page, to bring your story to life.

If you would like support or advice for how to make your fundraising page stand out, please email Jonnie at fundraising@mothersunion.org



JustGiving

Personalise your page

A great story will help to engage potential supporters. Not ready? [Skip and add later](#)

Page title

Why are you raising money?

T 99 ↺ ↻ 📷 🗑️

For 150 years, Mothers' Union has stood beside women and families facing poverty, violence, and injustice.

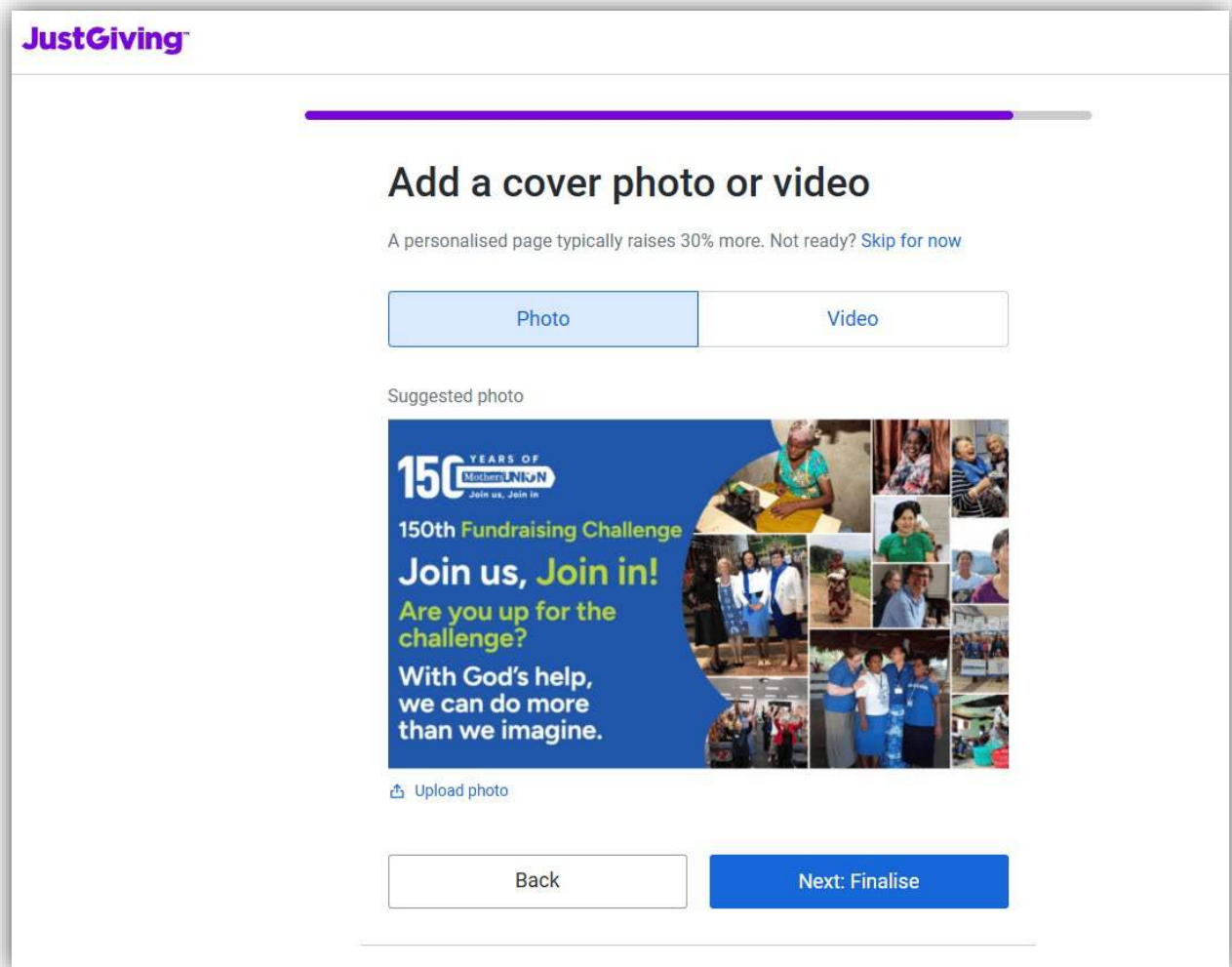
Donations to the 150th National Challenge will support Mothers' Union's charitable work in Britain and Ireland, and overseas, through trusted local partners and members.

This Fundraising Challenge is a huge collective effort, with challenges taking place all over Britain & Ireland, and around the world.

[✦ Enhance my story](#)

Customise your web URL

Next, you can choose a cover photo for your fundraising page, which will sit at the top of the page when it's published. You can include your own picture, or proceed with the cover photo JustGiving will provide you (pictured below):



The screenshot shows the JustGiving website interface for adding a cover photo or video. At the top left is the JustGiving logo. Below it is a purple progress bar. The main heading is "Add a cover photo or video". Below the heading is a sub-heading: "A personalised page typically raises 30% more. Not ready? [Skip for now](#)". There are two buttons: "Photo" (selected) and "Video". Below these is a "Suggested photo" section. The suggested photo is a blue banner for the "150 YEARS OF Mothers' UNION" 150th Fundraising Challenge. The banner text reads: "150 YEARS OF Mothers' UNION", "150th Fundraising Challenge", "Join us, Join in!", "Are you up for the challenge?", and "With God's help, we can do more than we imagine." The banner features a collage of photos of people. Below the banner is an "Upload photo" link. At the bottom are two buttons: "Back" and "Next: Finalise".

Then, press the 'Next: Finalise' button to review your page, and press 'Launch my page' to make your page live.

If you're unhappy with how anything on your page looks/reads, you can go back and edit it later. You can do so by pressing "Manage page," and then clicking the "Edit page" option on the left-hand side of the screen.

Step 6: Sharing your page

Email fundraising@mothersunion.org to share your fundraising page with us! We can then keep track of your progress, and celebrate the variety of our members' fundraising activities throughout the year.

We also encourage you to share your page with your family and friends using the "Share" button on your page (pictured here).

